



Data sheet

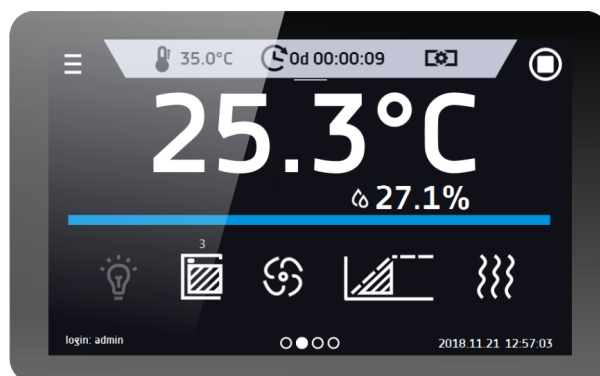
Climatic Chamber KKP 750 Smart PRO



The photo above is for reference only, may show additional options not included in standard equipment. The real appearance, particularly color and structure of the material may differ from the ones presented in the photo.

Advantages of the SMART PRO controller:

- large (7"), clear, full colour touch screen
- LAN, USB ports and WiFi for communication and data transfer
- multi-segment time and temperature programs
- overview of data in tabular and graphic form
- visual and sound alarm
- Admin function for management
- password protected log-in
- internal memory for programs and data storage
- event registry with user notifications
- LabDesk software and user manual for direct download



Smart PRO - preview screen

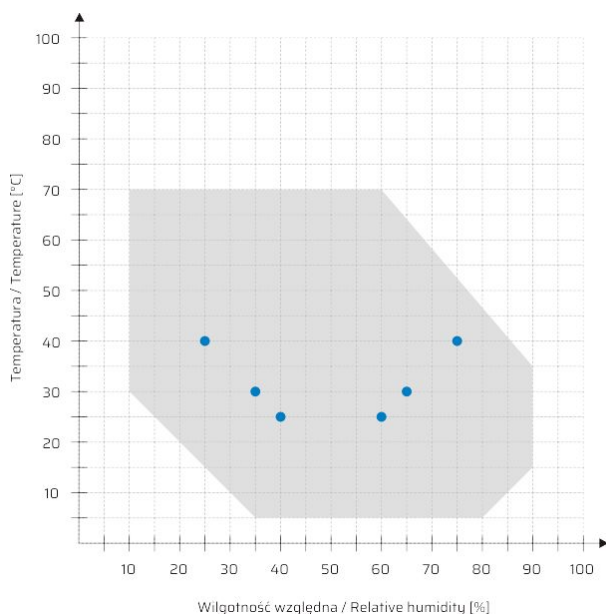


TECHNICAL DATA

air convection	forced
chamber capacity [l]	749
working capacity [l]	749
controller	microprocessor PID
display	7" full colour touch screen

TEMPERATURE AND HUMIDITY

Working temperature range without humidity [°C]	0...+70 (max 20°C below ambient temp.)
Temperature variation (spatial) at 40°C [±/°C]	±0,2
Temperature fluctuation (time) at 40°C [±/°C]	±0,1
Working temperature range with humidity [°C]	+5...+70 (max 20°C below ambient temp.)
temperature resolution every ... [°C]	0,1
Temperature variation (spatial) at 40°C, 75% RH [°C]	±0,2
Temperature fluctuation (time) at 40°C, 75% RH [°C]	±0,1
Temperature variation (spatial) at 25°C, 60% RH [°C]	±0,2
Temperature fluctuation (time) at 25°C, 60% RH [°C]	±0,1
temperature protection	class 3.3 to DIN 12880
relative humidity range [%]	10...90 (see chart for details)
humidity resolution every ... [%]	0,1
Humidity variation (spatial) at 40°C, 75% RH [±/-%RH]	< ±1,0
Humidity fluctuation (time) at 40°C, 75% RH [±/-%RH]	±0,3
Humidity variation (spatial) at 25°C, 60% RH [±/-%RH]	±0,8
Humidity fluctuation (time) at 25°C, 60% RH [±/-%RH]	±0,4
Recovery time to set values after 30 sec door open at 40°C, 75% RH [min]	23



CHAMBER

door type	1 external solid door, 1 internal glass door
interior	
Smart PRO	acid-proof stainless steel to DIN 1.4301
IG Smart PRO	acid-proof stainless steel to DIN 1.4301

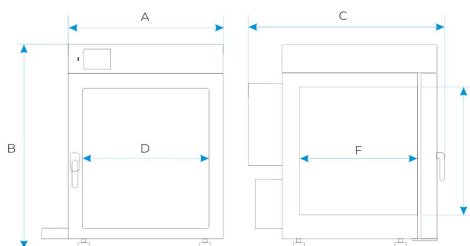


housing

Smart PRO	powder coated sheet
IG Smart PRO	stainless steel linen finish

overall dims [mm] /1/

width A	1400
height B	1580
depth C	1040
internal dims [mm]	
width D	1040
height E	1200
depth F	600



shelves (standard max)	3 16
max shelf workload [kg] /2/	100
max unit workload [kg]	140
External water tank capacity [l]	6
weight [kg]	233

ELECTRICAL PARAMETERS

voltage**	230V 50-60Hz
nominal power [W]	2700
warranty	24 months

all the above technical data refer to standard units (without optional accessories)

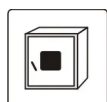
* - variation (K) calculated for chamber as: $K = \frac{+/- (T \text{ average max.} - T \text{ average min.})}{2}$

** - other power supplies on request

1 - width doesn't include shelf for water tank - 140mm

2 - fluctuation measured in centre of the chamber

OPTIONS AND ACCESSORIES



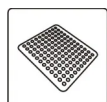
Order number: */A

door with viewing window



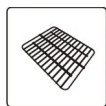
Order number: */P INOX

Stainless steel wire shelf INOX




Order number: */PP

Perforated shelf




Order number: */PW

Reinforced shelf



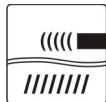
Order number: KUW GN*/*

Stainless steel cuvettes



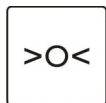
Order number: GNZ

Internal socket




Order number: KK/CP

Low water level sensor



Order number: BRT*/L or IQ/OQ/PQ

Calibration and IQ, OQ, PQ qualification



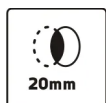
Order number: BPP 12

Battery backup for display



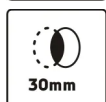
Order number: PORT ALARM

Dry alarm contact



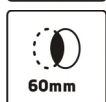
Order number: OCZ/20

Non-standard access port 20 mm



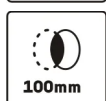
Order number: OCZ/30

Additional access port 30 mm



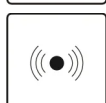
Order number: OCZ/60

Non-standard access port 60 mm



Order number: OCZ/100

Non-standard access port 100 mm



Order number: KD

Access control