


Data sheet

Climatic Chamber with Phytotron System KK 500 FIT DS Smart PRO



The photo above is for reference only, may show additional options not included in standard equipment. The real appearance, particularly color and structure of the material may differ from the ones presented in the photo.

Advantages of the SMART PRO controller:

- large (7"), clear, full colour touch screen
- LAN, USB ports and WiFi for communication and data transfer
- multi-segment time and temperature programs
- overview of data in tabular and graphic form
- visual and sound alarm
- Admin function for management
- password protected log-in
- internal memory for programs and data storage
- event registry with user notifications
- LabDesk software and user manual for direct download



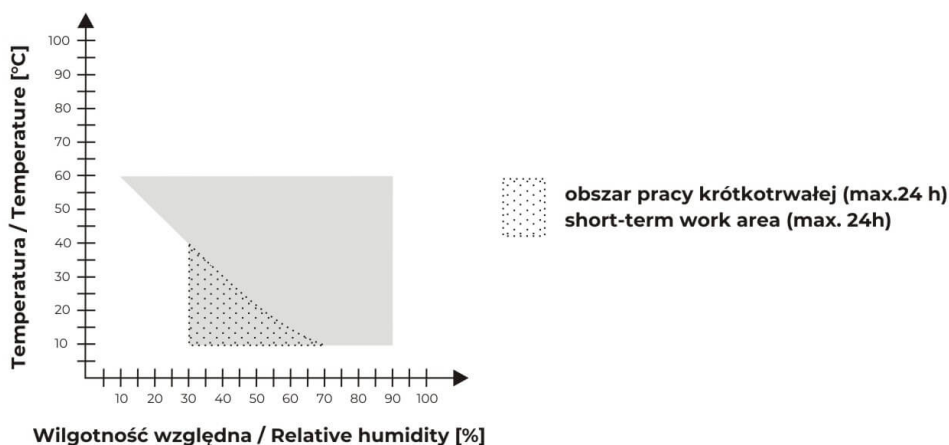
Smart PRO - preview screen

TECHNICAL DATA

air convection	forced
chamber capacity [l]	462
working capacity [l]	386
controller	microprocessor PID
display	7" full colour touch screen

TEMPERATURE AND HUMIDITY

temperature range [°C]	0...+60 (with light on +10...+50)
temperature resolution every ... [°C]	0,1
temperature variation at 25°C and 60%rH [+/-°C]*	2,0
over temperature protection	class 3.3 to DIN 12880
relative humidity range [%]	30...90 (see chart for details)
humidity resolution every ... [%]	1,0
humidity variation at 25°C and 60% rH [%rH]	5,0


CHAMBER

door type	double (external solid, internal glass) / external glass (option)
interior	
Smart PRO	DIN 1.4301
IG Smart PRO	DIN 1.4301
housing	
Smart PRO	powder coated sheet
IG Smart PRO	stainless steel linen finish

overall dims [mm] / 1/

width A	710
height B	1990
depth C	1130

internal dims [mm]

width D	510
width D'	510
height E	1510
depth F	640
height I	1380

shelves (standard max)	3 11
max shelf workload [kg] /2/	20
- reinforced shelf version (PW) [kg] /3/	100
max unit workload [kg]	100
weight [kg]	130

ELECTRICAL PARAMETERS

voltage**	230V 50-60Hz
nominal power [W]	2850
refrigerant	R290 / GWP=3
warranty	24 months
manufacturer	POL-EKO-APARATURA

all the above technical data refer to standard units (without optional accessories)

* - variation (K) calculated for chamber as: $K = \pm (T \text{ average max.} - T \text{ average min.}) / 2$


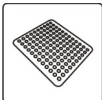
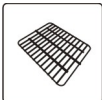






** - other power supplies on request

1 - depth doesn't include 50 mm of power cable

2 - on uniformly loaded surface

3 - reinforced shelf

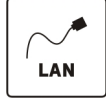
OPTIONS AND ACCESSORIES

	Order number: */P INOX	Stainless steel wire shelf INOX
	Order number: */PP	Perforated shelf
	Order number: */PW	Reinforced shelf
	Order number: KUW GN*/*	Stainless steel cuvettes
	Order number: GNZ	Internal socket
	Order number: KK/CP	Low water level sensor
	Order number: BRT*/L or IQ/OQ/PQ	Calibration and IQ, OQ, PQ qualification
	Order number: BPP 12	Battery backup for display
	Order number: PORT ALARM	Dry alarm contact



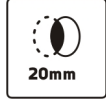
Order number: USBK

USB cable



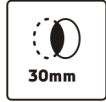
Order number: LANK

LAN cable



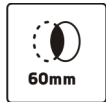
Order number: OCZ/20

Non-standard access port 20 mm



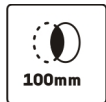
Order number: OCZ/30

Additional access port 30 mm



Order number: OCZ/60

Non-standard access port 60 mm



Order number: OCZ/100

Non-standard access port 100 mm



Order number: KK/Z

Container for deionised water



Order number: KD

Access control