



## Data sheet

## Drying Oven SLW 1000 Smart PRO



The photo above is for reference only, may show additional options not included in standard equipment. The real appearance, particularly color and structure of the material may differ from the ones presented in the photo.

### Advantages of the SMART PRO controller:

- large (7"), clear, full colour touch screen
- LAN, USB ports and WiFi for communication and data transfer
- multi-segment time and temperature programs
- overview of data in tabular and graphic form
- visual and sound alarm
- Admin function for management
- password protected log-in
- internal memory for programs and data storage
- event registry with user notifications
- LabDesk software and user manual for direct download



Smart PRO - preview screen



## TECHNICAL DATA

air convection	forced
chamber capacity [l]	1005
working capacity [l]	1005
controller	microprocessor PID
display	7" full colour touch screen

## TEMPERATURE

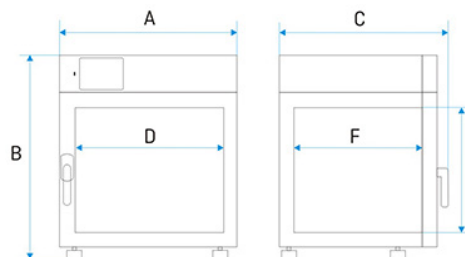
temperature range [°C]	5°C above ambient temperature ... +300°C
temperature resolution every ... [°C]	0,1
temperature fluctuation at 105°C [±°C]*	0,6
temperature variation at 105°C [±°C]*	3,0
over temperature protection	class 3.1 to DIN 12880

## CHAMBER

door type	solid / door with viewing window (option)
<b>interior</b>	
Smart PRO	DIN 1.4301
IG Smart PRO	DIN 1.4301
<b>housing</b>	
Smart PRO	powder coated sheet
IG Smart PRO	stainless steel linen finish

### overall dims [mm] /1/

width A	1260
height B	2000
depth C	880
<b>internal dims [mm]</b>	
width D	1040
height E	1610
depth F	600



shelves (standard   max)	6   22
- reinforced shelf version (PW) [kg] /3/	100
max unit workload [kg]	300
- reinforced unit version (W) [kg] /4/	300
weight [kg]	307



## ELECTRICAL PARAMETERS

voltage**	400V 50-60Hz
nominal power [W]	5500
warranty	24 months
manufacturer	POL-EKO

all the above technical data refer to standard units (without optional accessories)

\* - fluctuation measured in centre of the chamber; in space, variation (K) calculated for chamber as:

$K = \pm (T \text{ average max.} - T \text{ average min.}) / 2$

\*\* - other power supplies on request

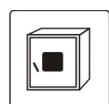
1 - depth doesn't include 50 mm of power cable

2 - on uniformly loaded surface

3 - reinforced shelf

4 - reinforced version

## OPTIONS AND ACCESSORIES



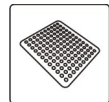
Order number: \*/A

door with viewing window



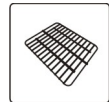
Order number: \*/P INOX

Stainless steel wire shelf INOX



Order number: \*/PP

Perforated shelf



Order number: \*/PW

Reinforced shelf



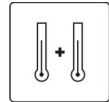
Order number: KUW GN\*/\*

Stainless steel cuvettes



Order number: OWW/OWW LED

Interior lighting



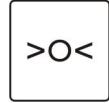
Order number: PT 100

Additional temperature sensor



Order number: HEPA

HEPA Clean Air Filter



Order number: BRT\*/L or IQ/OQ/PQ

Calibration and IQ, OQ, PQ qualification



Order number: BPP 12

Battery backup for display



Order number: PORT ALARM

Dry alarm contact



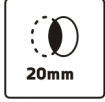
Order number: USBK

USB cable



Order number: LANK

LAN cable



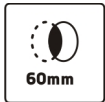
Order number: OCZ/20

Non-standard access port 20 mm




Order number: OCZ/30

Additional access port 30 mm



Order number: OCZ/60

Non-standard access port 60 mm



Order number: OCZ/100

Non-standard access port 100 mm



Order number: KD

Access control