

## Data sheet

## Drying Oven SLW 240 Smart PRO



The photo above is for reference only, may show additional options not included in standard equipment. The real appearance, particularly color and structure of the material may differ from the ones presented in the photo.

### Advantages of the SMART PRO controller:

- large (7"), clear, full colour touch screen
- LAN, USB ports and WiFi for communication and data transfer
- multi-segment time and temperature programs
- overview of data in tabular and graphic form
- visual and sound alarm
- Admin function for management
- password protected log-in
- internal memory for programs and data storage
- event registry with user notifications
- LabDesk software and user manual for direct download



Smart PRO - preview screen

## TECHNICAL DATA

air convection	forced
chamber capacity [l]	245
working capacity [l]	245
controller	microprocessor PID
display	7" full colour touch screen

## TEMPERATURE

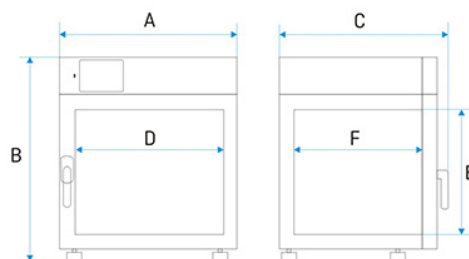
temperature range [°C]	5°C above ambient temperature ... +300°C
temperature resolution every ... [°C]	0,1
temperature fluctuation at 105°C [±°C]*	0,4
temperature variation at 105°C [±°C]*	2,0
over temperature protection	class 3.1 to DIN 12880

## CHAMBER

door type	solid / door with viewing window (option)
<b>interior</b>	
Smart PRO	DIN 1.4301
IG Smart PRO	DIN 1.4301
<b>housing</b>	
Smart PRO	powder coated sheet
IG Smart PRO	stainless steel linen finish

### overall dims [mm] /1/

width A	820
height B	1140
depth C	770
<b>internal dims [mm]</b>	
width D	600
height E	800
depth F	510



shelves (standard   max)	3   10
max shelf workload [kg] /2/	25
- reinforced shelf version (PW) [kg] /3/	100
max unit workload [kg]	90
- reinforced unit version (W) [kg] /4/	300
weight [kg]	114

## ELECTRICAL PARAMETERS

voltage**	230V 50-60Hz
nominal power [W]	3100
warranty	24 months
manufacturer	POL-EKO-APARATURA

all the above technical data refer to standard units (without optional accessories)

\* - fluctuation measured in centre of the chamber; in space, variation (K) calculated for chamber as:

$K = \pm (T \text{ average max.} - T \text{ average min.}) / 2$

\*\* - other power supplies on request

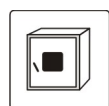
1 - depth doesn't include 50 mm of power cable

2 - on uniformly loaded surface

3 - reinforced shelf

4 - reinforced version

## OPTIONS AND ACCESSORIES



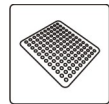
Order number: \*/A

door with viewing window



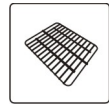
Order number: \*/P INOX

Stainless steel wire shelf INOX



Order number: \*/PP

Perforated shelf



Order number: \*/PW

Reinforced shelf



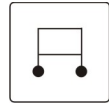
Order number: KUW GN\*/\*

Stainless steel cuvettes




Order number: QLK\*

Castors



Order number: \*/S or \*/S INOX

Table with castors



Order number: \*/ST or \*/S INOX

Base on castors



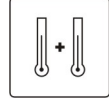
Order number: \*/W

Reinforced version




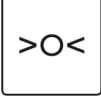


Order number: OWW/OWW LED

Interior lighting



Order number: PT 100

Additional temperature sensor

	Order number: HEPA	HEPA Clean Air Filter
	Order number: BRT/*L or IQ/OQ/PQ	Calibration and IQ, OQ, PQ qualification
	Order number: BPP 12	Battery backup for display
	Order number: PORT ALARM	Dry alarm contact
	Order number: USBK	USB cable
	Order number: LANK	LAN cable
	Order number: OCZ/20	Non-standard access port 20 mm
	Order number: OCZ/30	Additional access port 30 mm
	Order number: OCZ/60	Non-standard access port 60 mm
	Order number: OCZ/100	Non-standard access port 100 mm
	Order number: KD	Access control