

Data sheet

Cooled Incubator (ST) ST 1450 Smart



The photo above is for reference only, may show additional options not included in standard equipment. The real appearance, particularly color and structure of the material may differ from the ones presented in the photo.

Advantages of the SMART controller:

- 4,3", clear, full colour touch screen
- LAN, USB ports for data transfer
- multi-segment time and temperature programs
- visual and sound alarm
- internal memory for programs and data storage
- event registry
- user manual for direct download
- Quick change of program parameters
- Alarm Bar
- operating with gloves on



Smart - preview screen

TECHNICAL DATA

air convection	forced
chamber capacity [l]	1540
working capacity [l]	1525
controller	microprocessor PID
display	4,3" full colour touch screen

TEMPERATURE

temperature range [°C]	+3...+40 / +70 (opcja)
temperature resolution every ... [°C]	0,1
temperature fluctuation at 37°C [±/°C]*	0,3
temperature variation at 37°C [±/°C]*	1,0
over temperature protection	class 1.0 to DIN 12880 / class 3.3 (option)

CHAMBER

door type	solid / glass or double (option) /4/
-----------	--------------------------------------

interior

B Smart	aluminium
C Smart	stainless steel to DIN 1.4016
CS Smart	stainless steel to DIN 1.4016
P Smart	DIN 1.4301
PS Smart	DIN 1.4301

housing

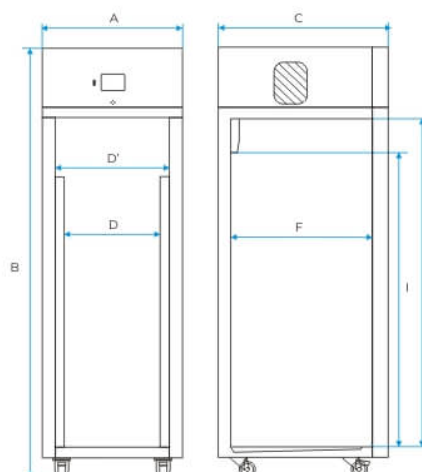
B Smart	powder coated sheet
C Smart	powder coated sheet
CS Smart	stainless steel polished
P Smart	powder coated sheet
PS Smart	stainless steel polished

overall dims [mm] /1/

width A	1460
height B	1940
depth C	990

internal dims [mm]

width D	1270
width D'	1340
height E	1460
depth F	780
height I	1380



shelves (standard max)	2 x 3 11
max shelf workload [kg] /2/	30
- reinforced shelf version (PW) [kg] /3/	100
max unit workload [kg]	300
weight [kg]	200

ELECTRICAL PARAMETERS

voltage**	230V 50-60Hz
nominal power [W]	950
refrigerant	R290 / GWP=3
warranty	24 months
manufacturer	POL-EKO-APARATURA

all the above technical data refer to standard units (without optional accessories)

* - fluctuation measured in centre of the chamber; in space, variation (K) calculated for chamber as:

$K = \pm (T \text{ average max.} - T \text{ average min.}) / 2$

** - other power supplies on request

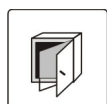
1 - depth doesn't include 50 mm of power cable

2 - on uniformly loaded surface

3 - reinforced shelf

4 - additional internal glass door

OPTIONS AND ACCESSORIES



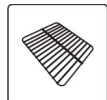
Order number: */C

Internal glass door



Order number: */A

External glass door



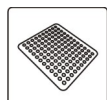
Order number: */P

Wire shelf



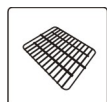
Order number: */P INOX

Stainless steel wire shelf INOX



Order number: */PP

Perforated shelf



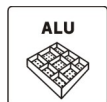
Order number: */PW

Reinforced shelf




Order number: KUW GN*/*

Stainless steel cuvettes



Order number: ST/CHL/SWP ALU

Aluminum drawer with powder coated slides



Order number: ST/CHL/SWP INOX

Stainless steel drawer with powder coated slides



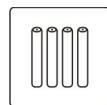
Order number: ST/CHL/SWP INOX

Stainless steel drawer with stainless steel slides




Order number: ST/70

Extended temperature range to 70°C



Order number: */FOT

Photoperiodic system



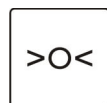
Order number: GNZ

Internal socket



Order number: LabDesk

LabDesk software



Order number: BRT/*/L or IQ/OQ/PQ

Calibration and IQ, OQ, PQ qualification



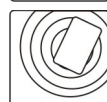
Order number: */3.3

Over temperature protection 3.3 class according to DIN 12880



Order number: */RK

Chart recorder



Order number: ZKM

Magnetic door lock




Order number: BPP 12

Battery backup for display



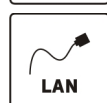
Order number: PORT ALARM

Dry alarm contact



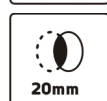
Order number: USBK

USB cable



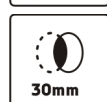
Order number: LANK

LAN cable



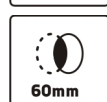
Order number: OCZ/20

Non-standard access port 20 mm



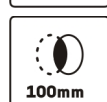
Order number: OCZ/30

Additional access port 30 mm



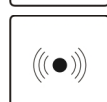
Order number: OCZ/60

Non-standard access port 60 mm



Order number: OCZ/100

Non-standard access port 100 mm



Order number: KD

Access control