



POL-EKO
Perfect Environment

(+48) 32 453 91 70
info@pol-eko.com.pl
www.pol-eko.com.pl

POL-EKO A. Polok-Kowalska sp.k.
44-300 Wodzisław Śląski
ul. Kokoszycka 172 C

Data sheet

Fume hood Compact Line DCL-1800 SS WALK-IN



Standard equipment for fume hoods:

- structure entirely made of galvanized steel without the use of wood-based materials
 - toughened glass window, lifted manually with counterweight, opened upwards with a lock on height 500 mm (max 1850mm), additionally sliding windows (right / left). The window has a system preventing the uncontrolled fall of the window
 - energy-saving linear LED lighting separated from the fume hood's working chamber with a glass pane
 - a double rear wall system with exhaust gaps in the upper and lower part ensuring the correct extraction of vapors that are lighter or heavier than air, without swirls and dead zones
 - safety flap in the ceiling ensuring decompression in the event of uncontrolled pressure increase in the working chamber
 - full monitoring set (Schneider brand) of air flow velocity in the fume cupboard window compliant with the PE-EN 14175 standard. :
- PN-EN 14175; PN-EN 14056; PN-EN 13150



POL-EKO
Perfect Environment

(+48) 32 453 91 70
info@pol-eko.com.pl
www.pol-eko.com.pl

POL-EKO A. Polok-Kowalska sp.k.
44-300 Wodzisław Śląski
ul. Kokoszycka 172 C

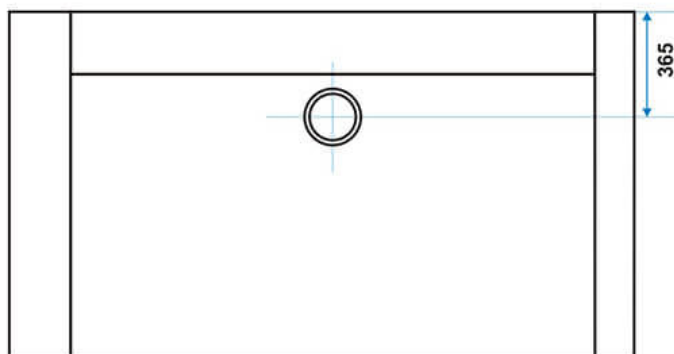
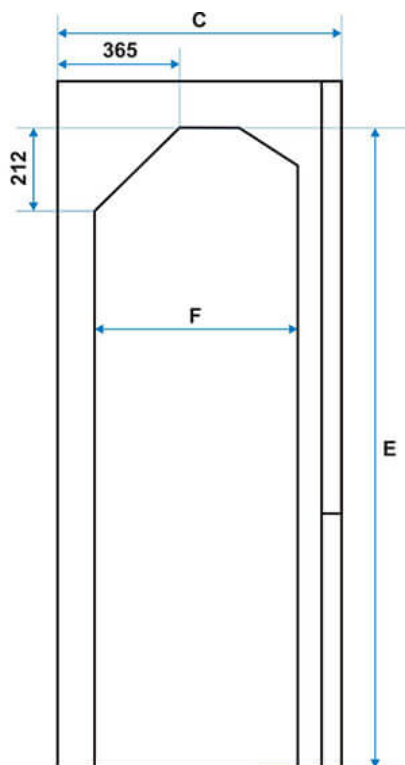
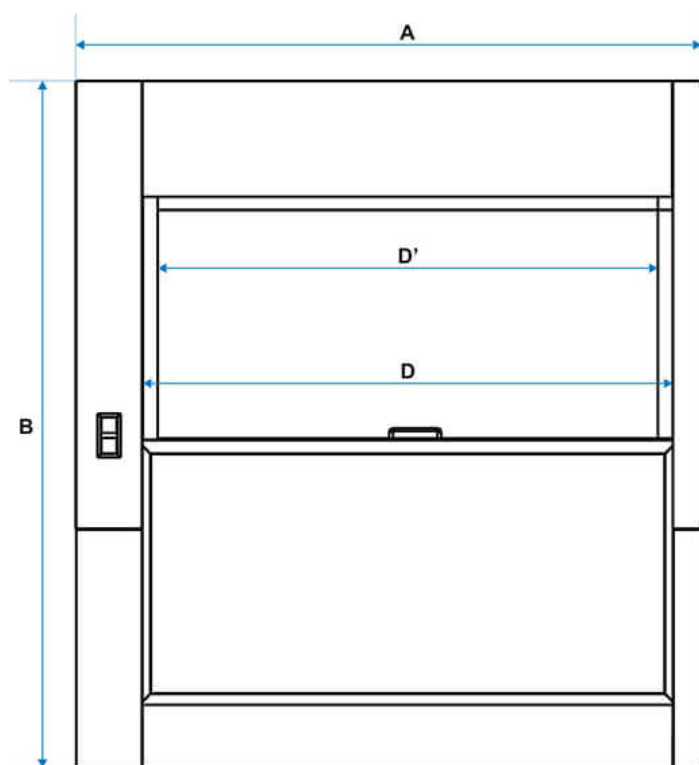
TECHNICAL DATA - DIMENSIONS

overall dims [mm]

width A	1800
height B	2385-2850
depth C	1200

working space dims (mm)

width D	1470
window width D1	1410
height E	2145
depth F	845





TECHNICAL DATA

recommended airflow [m3/h]	900 - 1500
required capacity of the ventilation system [m/s]	0,3 - 0,5
nominal power [W]	82
voltage**	230 VAC 50Hz
diameter of the air outlet stub [mm]	Ø 250
electrical insulation	class I
standard ventilation system	double rear wall
monitoring set	<i>standard:</i> - FM 550-A-0-E controller with a speed sensor AFS 100 in the fume hood window and the FA-0025-3 operator panel <i>option:</i> - ICM 500-F-EU controller with flow control - ICM 500-FP-EU controller with flow control and cooperation with BMS - other Schneider controllers available on request
raising the window	<i>standard:</i> - manual with counterweight (lock at a height of 500mm, maximum opening 1850mm) <i>option:</i> - SC 500 - Auto Protect system - with foot switch - SC 500 - Auto Protect system - with panel switch
frame and housing material	The frame is made entirely of galvanized steel. External housing made of galvanized and painted with epoxy paint steel
working chamber wall finishing	galvanized steel painted with epoxy paint
warranty	24 months
manufacturer	POL-EKO

Other optional equipment:

- main switch
- anti-shock switch
- safety switch
- 400VAC IP44 socket
- additional 230VAC IP44 sockets
- 230VAC sockets inside the working chamber IP44
- Manual Protect system - battery backup of the monitoring set
- power supply control of the socket with the option of timer setting
- additional gas taps
- metal cabinet key lock under the tabletop
- explosion-proof equipment EX
- side glazing
- truss made of acid-resistant steel, on the back wall of the manipulation chamber
- inspection openings
- flexible strip brush